

ภาคผนวกที่ 4






เอกสารการสอบเทียบความถูกต้องของเครื่องมือ

ส่วนที่ 2



สรุปผลการตรวจสอบสถานภาพการทำงานของเครื่องมือและอุปกรณ์ในสถานีตรวจวัดคุณภาพอากาศ (Stations) และหน่วยตรวจวัดคุณภาพอากาศแบบเคลื่อนที่ (Mobile & Micro) ทั้ง 9 หน่วย

สรุปผลการตรวจสอบสถานภาพการทำงานของเครื่องมือและอุปกรณ์ในสถานีตรวจวัดคุณภาพอากาศ (Stations) จำนวน 5 สถานี, หน่วยตรวจวัดคุณภาพอากาศแบบเคลื่อนที่ ขนาดใหญ่ (Bus Mobile) จำนวน 1 คัน และหน่วยตรวจวัดคุณภาพอากาศแบบเคลื่อนที่ ขนาดเล็ก (Micro Mobile) จำนวน 3 คัน ของบริษัท ไออาร์พีซี จำกัด (มหาชน) โดยบริษัทฯ ได้สรุปผลการตรวจสอบสถานภาพการทำงานของเครื่องมือและอุปกรณ์ที่ติดตั้งอยู่ในสถานีและหน่วยตรวจวัดคุณภาพอากาศ โดยแยกมีรายละเอียดดังนี้

2.1 สถานีตรวจวัดคุณภาพอากาศในบรรยากาศ บริเวณวัดปลวกเกตุ

รายการเครื่องมือและอุปกรณ์			รูปภาพประกอบ	ปัญหาที่พบ/ความคืบหน้า/ ข้อเสนอแนะ
1. สถานี (Station)	Brand :	Local		
	Model :	-		
	S/N :	-		
2. SO ₂ Analyzer	Brand :	Thermo		● ปกติ
	Model :	43I-BZSAB		
	S/N :	CM06280010		
3. O ₃ Analyzer	Brand :	Thermo		● ปกติ
	Model :	49I-B2NCC		
	S/N :	CM09040067		
4. NO _x Analyzer	Brand :	Thermo		● ปกติ
	Model :	42I		
	S/N :	1170530044		
5. CO Analyzer	Brand :	Thermo		● ปกติ
	Model :	48I-BZSAC		
	S/N :	1201351403		

รายการเครื่องมือและอุปกรณ์			รูปภาพประกอบ	ปัญหาที่พบ/ความคืบหน้า/ ข้อเสนอแนะ
6. THC Analyzer	Brand :	Horiba		● ปกติ
	Model :	APHA 370		
	S/N :	200800005504		
7. PM ₁₀	Brand :	Thermo		● ปกติ
	Model :	FH62C-14		
	S/N :	E-1182		
8. VOCs	Brand :	Syntech		● ไม่สามารถใช้งานได้ (เครื่องของบริษัท สิทธิพรฯ)
	Model :	GC955		
	S/N :	2770		
9. Dilutor	Brand :	Thermo		● ปกติ
	Model :	146C		
	S/N :	0504710414		
10. Zero Air	Brand :	Thermo		● ปกติ
	Model :	1160-BNR1C		
	S/N :	1201351406		
11. Data Logger	Brand :	Dell Precision Tower 3420		● ปกติ
	Model :	Tower 3420		
	S/N :	8Z6ZBD2		
12. Monitor 17" LCD For Data Logger	Brand :	Samsung		● ปกติ
	Model :	Sync Master 740B		
	S/N :	-		

รายการเครื่องมือและอุปกรณ์			รูปภาพประกอบ	ปัญหาที่พบ/ความคืบหน้า/ ข้อเสนอแนะ
13. UPS	Brand :	Ever Exceed		● ปกติ
	Model :	201200005497		
	S/N :	I01178000781		
14. Wind Speed	Brand :	Lastem		● ปกติ
	Model :	-		
	S/N :	-		
15. Wind Direction	Brand :	Lastem		● ปกติ
	Model :	-		
	S/N :	-		
16. Barometer	Brand :	Lastem		● ปกติ
	Model :	DQA208		
	S/N :	-		
17. Thermo Hygrometer (RH/Temp)	Brand :	Lastem		● ปกติ
	Model :	DMA575		
	S/N :	AG902143		
18. Air Conditioner (Unit 1 – 2)	Brand :	DAIKIN		● ปกติ
	Model :	FTM13PV2S		
	S/N :	-		
	Brand :	DAIKIN		
	Model :	FTM13PV2S		
19. Standard Gas	Brand :	Air Gas		● ปกติ
	Model :	-		
	S/N :	CC201859		
20. Regulator	Brand :	Concoa		● ปกติ
	Model :	4222322-01-000		
	S/N :	05301pm5		







2.2 สถานีตรวจวัดคุณภาพอากาศในบรรยากาศ บริเวณโรงเรียนเทคโนโลยี ไออาร์พีซี

รายการเครื่องมือและอุปกรณ์			รูปภาพประกอบ	ปัญหาที่พบ/ความคืบหน้า/ ข้อเสนอแนะ
1. สถานี (Station)	Brand : Local			<ul style="list-style-type: none"> หลังคาตู้สถานีรั่วซึม / อยู่ในระหว่างซ่อมแซมฯ
	Model : -			
	S/N : -			
2. SO ₂ Analyzer	Brand : Thermo			<ul style="list-style-type: none"> ปกติ
	Model : 43i-BNSAB			
	S/N : 0620617611			
3. O ₃ Analyzer	Brand : Thermo			<ul style="list-style-type: none"> ปกติ
	Model : 49i-B2NCC			
	S/N : CM09040068			
4. CO ₂ Analyzer	Brand : Thermo			<ul style="list-style-type: none"> ปิดเครื่องฯ อยู่ในระหว่างรอเปลี่ยนอะไหล่ฯ
	Model : 410i-BZPDCC			
	S/N : 0908235308			
5. NO _x Analyzer	Brand : Thermo			<ul style="list-style-type: none"> ปกติ
	Model : 42i-BNMSDAB			
	S/N : 0620617608			
6. CO Analyzer	Brand : Thermo			<ul style="list-style-type: none"> ปกติ
	Model : 48i-BZSAC			
	S/N : 1201351402			
7. THC Analyzer	Brand : Horiba			<ul style="list-style-type: none"> ปกติ
	Model : APHA-370			
	S/N : NM7K7YND			

รายการเครื่องมือและอุปกรณ์			รูปภาพประกอบ	ปัญหาที่พบ/ความคืบหน้า/ ข้อเสนอแนะ
8.PM10/PM2.5	Brand :	Thermo		● ปกติ
	Model :	TEMO1405		
	S/N :	1405A227771 403		
9.Dilutor	Brand :	Thermo		● ปกติ
	Model :	146i-BT3BEAB		
	S/N :	0630318396		
10. Zero Air	Brand :	Thermo		● ปกติ
	Model :	1160BNR1C		
	S/N :	1201351405		
11. Data Logger	Brand :	Dell Precision Tower 3420		● ปกติ
	Model :	Tower 3420		
	S/N :	8Z73CD2		
12. Monitor 17” LCD For Data Logger	Brand :	HP		● ปกติ
	Model :	LE2201W		
	S/N :	-		
13. UPS	Brand :	Ever Exceed		● ปกติ
	Model :	201200005499		
	S/N :	I01174000049		
14. Wind Speed	Brand :	Lastem		● ปกติ
	Model :	DNA827		
	S/N :	-		
15. Wind Direction	Brand :	Lastem		● ปกติ
	Model :	DNA827		
	S/N :	-		

รายการเครื่องมือและอุปกรณ์			รูปภาพประกอบ	ปัญหาที่พบ/ความคืบหน้า/ ข้อเสนอแนะ		
16. Barometer	Brand :	Lastem		● ปกติ		
	Model :	DQA208				
	S/N :	R604295				
17. Thermo hygrometer (RH/Temp)	Brand :	Lastem		● ปกติ		
	Model :	DMA575				
	S/N :	AG812097				
18. VOCs Analyzer	Brand :	Chomatotech		● ชำรุด อยู่ในระหว่างรออะไหล่		
	Model :	GC866				
	S/N :	#21541009				
18. Air Conditioner (Unit 1 – 2)	Brand :	UNI-AIR		● ปกติ		
	Model :	-				
	S/N :	0604205789				
	Brand :	UNI-AIR				
	Model :	-				
	S/N :	0604205780				
19. Printer	Brand :	HP		● ปกติ		
	Model :	Color Laser Jet 2600N				
	S/N :	6042801341				
20. Standard Gas	Brand :	Airgas		● ปกติ		
	Model :	-				
	S/N :	CC301139				
21. Regulator	Brand :	Concoa				
	Model :	332-3322-01-000				
	S/N :	06504H8Z				

2.5 สถานีตรวจวัดคุณภาพอากาศในบรรยากาศ บริเวณองค์การบริหารส่วนตำบลบ้านแลง (อบต.บ้านแลง)

รายการเครื่องมือและอุปกรณ์			รูปภาพประกอบ	ปัญหาที่พบ/ความคืบหน้า/ ข้อเสนอแนะ
1. สถานี (Station)	Brand :	Local		<ul style="list-style-type: none"> หลังคาตู้สถานีมีน้ำซึม
	Model :	-		
	S/N :	-		
2. SO ₂ Analyzer	Brand :	Thermo		<ul style="list-style-type: none"> ปกติ
	Model :	43i-BZSAB		
	S/N :	CM09540005		
3. NO _x Analyzer	Brand :	Thermo		<ul style="list-style-type: none"> ปกติ
	Model :	42i-BZMSDAB		
	S/N :	CM09540006		
4. CO Analyzer	Brand :	Thermo		<ul style="list-style-type: none"> ปกติ
	Model :	48i-BNSAB		
	S/N :	CM09540032		
5. O ₃ Analyzer	Brand :	Thermo		<ul style="list-style-type: none"> ปกติ
	Model :	49iPS-BNAB		
	S/N :	1001840031		
6. O ₃ Primary	Brand :	Thermo		<ul style="list-style-type: none"> ปกติ
	Model :	49i-PS		
	S/N :			
7. HC Analyzer	Brand :	Horiba		<ul style="list-style-type: none"> ปกติ
	Model :	APHA-370		
	S/N :	2EHRTBRJ		

รายการเครื่องมือและอุปกรณ์			รูปภาพประกอบ	ปัญหาที่พบ/ความคืบหน้า/ ข้อเสนอแนะ
8. PM10	Brand : Thermo			● ปกติ
	Model : FH62C14			
	S/N : E-2276			
9. Multi-Gas Calibrator	Brand : Thermo			● ปกติ
	Model : 146i-BT3BEAB			
	S/N : CM09350122			
10. Zero Air (เครื่อง Micro 1)	Brand : Thermo			● ปกติ
	Model : 1160-BT3BEAC			
	S/N : 1407060748			
11. Data Logger	Brand : Dell Precision Tower 3420			● ปกติ
	Model : Tower 3420			
	S/N : 8Z41CD2			
12. Monitor 14” LCD For Data Logger	Brand : Samsung			● ปกติ
	Model : Sasyncmaster			
	S/N : Te4nhdbb22 1004L			
13. UPS	Brand : Ever Exceed			● ปกติ
	Model : 201200005503			
	S/N : I01178000779			
14. Printer	Brand : HP			● ปกติ
	Model : CP1215			
	S/N : -			

รายการเครื่องมือและอุปกรณ์			รูปภาพประกอบ	ปัญหาที่พบ/ความคืบหน้า/ ข้อเสนอแนะ
15. Wind Speed	Brand :	Lastem		● ปกติ
	Model :	DNA827		
	S/N :	-		
16. Wind Direction	Brand :	Lastem		● ปกติ
	Model :	DNA827		
	S/N :	-		
17. Barometer	Brand :	Lastem		● ปกติ
	Model :	DQA208		
	S/N :	R910703		
18. Thermo Hygrometer (RH/Temp)	Brand :	Lastem		● ปกติ
	Model :	DNA675		
	S/N :	AX1111281		
19. Rain Gauge	Brand :	Lastem		● ชำรุด ไม่สามารถใช้งาน
	Model :	DQA038		
	S/N :	P0911030		
20. Air Conditioner (Unit 1 – 2)	Brand :	Daikin		● ปกติ
	Model :	FTE18JV2S		
	S/N :	E017862		
	Brand :	Daikin		
	Model :	ARH-18V		
21. Standard Gas (Mix)	Brand :	Airgas		● ปกติ
	Model :	-		
	S/N :	CC273519		
22. Regulator	Brand :	Linde		
	Model :	5633-507-000		
	S/N :	0880B3Rk		



บริษัท เอส.พี.เอส. คอนซัลติ้ง เซอร์วิส จำกัด

S.P.S. CONSULTING SERVICE CO., LTD.

7 ซอยพหลโยธิน 24 ถนนพหลโยธิน แขวงจอมพล เขตจตุจักร กรุงเทพฯ 10900

7 Soi Phaholyothin 24, Phaholyothin Rd., Jompol, Chatuchak, Bangkok 10900

Tel : (662) 939-4370-72, Fax : (662) 513-4221, E-mail : sale@spscon.com., www.spscon.com

CALIBRATION REPORT

CHEMILUMINESCENT NO / NO₂ / NO_x ANALYZER

DATE : 18 May 2022

BRAND : API

MODEL : 200E

NO. NOX-R02

SERIAL NO. 2285

Calibrator (Dilution System)

Brand : API

Model : 700

Last Cal. Date : 05 August 2021

Serial No. : 911

Reference Standard Gas

Standard Gas : Nitric Oxide (NO)

Cylinder No. : A00917SK

Certified Date : 01 June 2020

Expired Date : 01 June 2022

Cylinder Conc. : 49.9 ppm

CALIBRATING CONDITION

Pressure 1011 mmbar

Temp. 24.6 °C

% RH 48

CALIBRATION SETTING

Span	Initial Reading (Before Adj.),PPB			Final Reading (After Adj.),PPB	
Set Point	Expected Concentration	Analyzer Response	%Dif	Analyzer Response	Slope
Zero	0	-0.10	-	0	-
NO Span	400	399.6	-0.100	400.0	1.004
NO _x Span	400	399.9	-0.025	400.0	1.006

API Model 200E NO_x Analyzer Check List

Test Values	Observed Value	Units	Nominal Range
RANGE	500	PPB	500 standard
STABILITY (Zero Gas)	0.1	PPB	< 2 with zero air
SAMPLE FLOW	510	cc/min	500 ± 50
OZONE FLOW	79	cc/min	80 ± 15
PMT	103.2	mV	-20 - 150
AZERO	94.0	mV	-20 - 150
HVPS	673	V	420 - 900 constant
RCELL TEMP	50.0	°C	50 ± 1
BOX TEMP	28.8	°C	8 - 48
PMT TEMP	7.2	°C	7 ± 2
MOLY TEMP	314.8	°C	315 ± 5
RCELL PRESS	8.4	IN-Hg-A	2 - 10 constant
SAMPLE PRESS	28.6	IN-Hg-A	25 - 30 constant
NO Span Conc	400	PPB	20 - 20,000
NO _x Span Conc	400	PPB	20 - 20,000
NO Slope	1.004	-	1.0 ± 0.3
NO _x Slope	1.006	-	1.0 ± 0.3
NO Offset	1.2	mV	-20 to +150
NO _x Offset	0.8	mV	-20 to 150
Stability at Zero	0.1	PPB	< 0.2
Stability at Span	0.2	PPB	< 2 ppb @ 400 ppb span gas

Calibrated by : Phakhinai Khongkomnerd
(Mr.Phakhinai Khongkomnerd)

Approved by : 
(Mr.Peera Detudom)



บริษัท เอส.พี.เอส. คอนซัลติ้ง เซอร์วิส จำกัด

S.P.S. CONSULTING SERVICE CO., LTD.

7 ซอยพหลโยธิน 24 ถนนพหลโยธิน แขวงจอมพล เขตจตุจักร กรุงเทพฯ 10900

7 Soi Phaholyothin 24, Phaholyothin Rd., Jompol, Chatuchak, Bangkok 10900

Tel : (662) 939-4370-72. Fax : (662) 513-4221. E-mail : sale@spscon.com., www.spscon.com

CALIBRATION REPORT

CHEMILUMINESCENT NO / NO₂ / NO_x ANALYZER

DATE : 18 May 2022

BRAND : API

MODEL : 200E

NO. NOX-R07

SERIAL NO. 4468

Calibrator (Dilution System)

Brand : API

Model : 700

Last Cal. Date : 05 August 2021

Serial No. : 911

Reference Standard Gas

Standard Gas : Nitric Oxide (NO)

Cylinder No. : A00917SK

Certified Date : 01 June 2020

Expired Date : 01 June 2022

Cylinder Conc. : 49.9 ppm

CALIBRATING CONDITION

Pressure 1011 mmbar

Temp. 24.6 °C

% RH 48

CALIBRATION SETTING

Span	Initial Reading (Before Adj.),PPB			Final Reading (After Adj.),PPB	
Set Point	Expected Concentration	Analyzer Response	%Dif	Analyzer Response	Slope
Zero	0	0.11	-	0	-
NO Span	400	400.2	0.050	400.0	1.009
NO _x Span	400	400.4	0.100	400.0	1.014

API Model 200E NO_x Analyzer Check List

Test Values	Observed Value	Units	Nominal Range
RANGE	500	PPB	500 standard
STABILITY (Zero Gas)	0.1	PPB	< 2 with zero air
SAMPLE FLOW	505	cc/min	500 ± 50
OZONE FLOW	78	cc/min	80 ± 15
PMT	103.0	mV	-20 - 150
AZERO	93.8	mV	-20 - 150
HVPS	669	V	420 - 900 constant
RCELL TEMP	50.2	°C	50 ± 1
BOX TEMP	29.5	°C	8 - 48
PMT TEMP	7.3	°C	7 ± 2
MOLY TEMP	314.7	°C	315 ± 5
RCELL PRESS	8.3	IN-Hg-A	2 - 10 constant
SAMPLE PRESS	28.4	IN-Hg-A	25 - 30 constant
NO Span Conc	400	PPB	20 - 20,000
NO _x Span Conc	400	PPB	20 - 20,000
NO Slope	1.009	-	1.0 ± 0.3
NO _x Slope	1.014	-	1.0 ± 0.3
NO Offset	1.7	mV	-20 to +150
NO _x Offset	1.0	mV	-20 to 150
Stability at Zero	0.1	PPB	< 0.2
Stability at Span	0.2	PPB	< 2 ppb @ 400 ppb span gas

Calibrated by : Phakhinai Khongkomnerd
(Mr.Phakhinai Khongkomnerd)

Approved by : 
(Mr.Peera Detudom)



บริษัท เอส.พี.เอส. คอนซัลติ้ง เซอร์วิส จำกัด

S.P.S. CONSULTING SERVICE CO., LTD.

7 ซอยพหลโยธิน 24 ถนนพหลโยธิน แขวงจอมพล เขตจตุจักร กรุงเทพฯ 10900

7 Soi Phaholyothin 24, Phaholyothin Rd., Jompol, Chatuchak, Bangkok 10900

Tel : (662) 939-4370-72, Fax : (662) 513-4221, E-mail : sale@spscon.com, www.spscon.com

CALIBRATION REPORT

SO₂ FLUORESCENT ANALYZER

DATE : 18 May 2022

BRAND : API

MODEL : 100E

NO. SO₂-B07

SERIAL NO. 1706

Calibrator (Dilution System)

Brand : API

Model : 700

Last Cal. Date : 05 August 2021

Serial No. : 911

Reference Standard Gas

Standard Gas : Sulphur Dioxide (SO₂)

Cylinder No. : A00814SK

Certified Date : 21 June 2021

Expired Date : 21 June 2029

Cylinder Conc. : 50.0 ppm

CALIBRATING CONDITION

Pressure 1011 mmbar

Temp. 24.6 °C

% RH 48

CALIBRATION SETTING

Span Set Point	Initial Reading (Before Adj.),PPB			Final Reading (After Adj.),PPB	
	Expected Concentration	Analyzer Response	%Dif	Analyzer Response	Slope
Zero	0	0.10	-	0	-
SO ₂ Span	400.0	400.2	0.050	400.0	1.010

API Model 100E SO₂ Analyzer Check list

Test Values	Observed Value	Units	Nominal Range
RANGE	500	PPB	0-500
SAMPLE PRESS	28.4	in-Hg	25-35
SAMPLE FLOW	656	cc/min	650 ± 10%
PMT	103.2	mV	-20-150 with Zero Air
UV LAMP	3017.1	mV	1000-4900
STR. LGT	61.4	PPB	<100
DRK PMT	62.9	mV	-50 - 200
DRK LMP	57.6	mV	-50 - 200
HVPS	671	V	550-900 constant
DCPS	2524	mV	2500 ± 200
RCELL TEMP	50.3	°C	50 ± 1
BOX TEMP	29.2	°C	5-40
PMT TEMP	7.1	°C	7 ± 2.0
SO ₂ Span Conc	400	PPB	20-20,000
SO ₂ Slope	1.010	-	1.0 ± 0.3
SO ₂ Offset	21.8	mV	<250
Stability at Zero	0.1	PPB	<0.2
Stability at Span	0.2	PPB	0.5% of reading (above 50 ppb)

Calibrated by : Phakhinai Khongkomnerd

(Mr.Phakhinai Khongkomnerd)

Approved by :

(Mr.Peera Detudom)



บริษัท เอส.พี.เอส. คอนซัลติ้ง เซอร์วิส จำกัด

S.P.S. CONSULTING SERVICE CO., LTD.

7 ซอยพหลโยธิน 24 ถนนพหลโยธิน แขวงจอมพล เขตจตุจักร กรุงเทพฯ 10900

7 Soi Phaholyothin 24, Phaholyothin Rd., Jompol, Chatuchak, Bangkok 10900

Tel : (662) 939-4370-72. Fax : (662) 513-4221. E-mail : sale@spscon.com.. www.spscon.com

CALIBRATION REPORT

SO₂ FLUORESCENT ANALYZER

DATE : 18 May 2022

BRAND : TELEDYNE

MODEL : TML-60

NO. SO₂-R08

SERIAL NO. TRS1064

Calibrator (Dilution System)

Brand : API

Model : 700

Last Cal. Date : 05 August 2021

Serial No. : 911

Reference Standard Gas

Standard Gas : Sulphur Dioxide (SO₂)

Cylinder No. : A00814SK

Certified Date : 21 June 2021

Expired Date : 21 June 2029

Cylinder Conc. : 50.0 ppm

CALIBRATING CONDITION

Pressure 1011 mmbar

Temp. 24.6 °C

% RH 48

CALIBRATION SETTING

Span Set Point	Initial Reading (Before Adj.),PPB			Final Reading (After Adj.),PPB	
	Expected Concentration	Analyzer Response	%Dif	Analyzer Response	Slope
Zero	0	0.11	-	0	-
SO ₂ Span	400.0	399.8	-0.050	400.0	1.006

API Model TML-60 SO₂ Analyzer Check list

Test Values	Observed Value	Units	Nominal Range
RANGE	500	PPB	0-500
SAMPLE PRESS	28.6	in-Hg	25-35
SAMPLE FLOW	659	cc/min	650 ± 10%
PMT	103.0	mV	-20-150 with Zero Air
UV LAMP	3010.4	mV	1000-4900
STR. LGT	61.6	PPB	<100
DRK PMT	63.2	mV	-50 - 200
DRK LMP	58.0	mV	-50 - 200
HVPS	675	V	550-900 constant
DCPS	2526	mV	2500 ± 200
RCELL TEMP	50.1	°C	50 ± 1
BOX TEMP	29.3	°C	5-40
PMT TEMP	7.4	°C	7 ± 2.0
SO ₂ Span Conc	400	PPB	20-20,000
SO ₂ Slope	1.006	-	1.0 ± 0.3
SO ₂ Offset	22.1	mV	<250
Stability at Zero	0.1	PPB	<0.2
Stability at Span	0.2	PPB	0.5% of reading (above 50 ppb)

Calibrated by : Phalchinai Khongkomnerd
(Mr.Phakhinai Khongkomnerd)

Approved by : (Signature)
(Mr.Peera Detudom)



บริษัท เอส.พี.เอส. คอนซัลติ้ง เซอร์วิส จำกัด

S.P.S. CONSULTING SERVICE CO., LTD.

7 ซอยพหลโยธิน 24 ถนนพหลโยธิน แขวงจอมพล เขตจตุจักร กรุงเทพฯ 10900

7 Soi Phaholyothin 24, Phaholyothin Rd., Jompol, Chatuchak, Bangkok 10900

Tel : (662) 939-4370-72, Fax : (662) 513-4221, E-mail : sale@spscon.com., www.spscon.com

Console Calibration Report

Calibration Method

Critical Orifices

Calibration Data

Console Data		Calibration Data		
No.	Serial No.	Date	y	$\Delta H_{@}$ (mmH ₂ O)
B01	1563	02/03/2022	0.998	50.11
B02	8002514	02/03/2022	0.996	49.25
B03	1503016	03/03/2022	0.998	50.20
B04	00006659	03/03/2022	1.005	49.64
B05	00007428	03/03/2022	1.002	49.80
R01	1561	02/03/2022	1.003	50.18
R02	8002513	03/03/2022	0.999	49.38
R03	1570	04/03/2022	1.003	49.14
R04	8002519	04/03/2022	0.999	49.52
R05	1503015	01/03/2022	1.007	50.08

Remark : Accept Value of y (test) is $0.97 < y < 1.03$

Accept Value of $\Delta H_{@}$ (test) is 46.7 ± 6.4 (mmH₂O)

Calibrated by :

Phakhinai Khongkomnerd

(Mr. Phakhinai Khongkomnerd)

Approved by :

Peera Detudom

(Mr. Peera Detudom)



บริษัท เอส.พี.เอส. คอนซัลติ้ง เซอร์วิส จำกัด
S.P.S. CONSULTING SERVICE CO., LTD.
7 ซอยพหลโยธิน 24 ถนนพหลโยธิน แขวงจอมพล เขตจตุจักร กรุงเทพฯ 10900
7 Soi Phaholyothin 24, Phaholyothin Rd., Jompol, Chatuchak, Bangkok 10900
Tel : (662) 939-4370-72, Fax : (662) 513-4221, E-mail : sale@spscon.com, www.spscon.com

Pitot Tube Calibration Report

Calibration Method

Standard Pitot Tube

Calibration Data

Pitot Tube Data			Calibration Data		
No.	Type of Pitot	Coefficient of Standard Pitot	Date	Avg. of Cp (test)	
				Side A	Side B
B36	S	0.99	03/05/2022	0.83	0.84
B37	S	0.99	05/05/2022	0.84	0.84
B38	S	0.99	05/05/2022	0.85	0.84
B39	S	0.99	03/05/2022	0.85	0.84
B40	S	0.99	06/05/2022	0.84	0.83
B41	S	0.99	03/05/2022	0.85	0.84
B44	S	0.99	03/05/2022	0.83	0.84
B45	S	0.99	06/05/2022	0.84	0.84
B46	S	0.99	03/05/2022	0.83	0.84
B47	S	0.99	06/05/2022	0.84	0.84
B48	S	0.99	03/05/2022	0.83	0.84
B49	S	0.99	03/05/2022	0.84	0.85
B54	S	0.99	02/05/2022	0.84	0.85
B56	S	0.99	02/05/2022	0.85	0.84
B57	S	0.99	04/05/2022	0.84	0.84
B58	S	0.99	04/05/2022	0.84	0.83

Remark : Accept value of Cp (test) is 0.84 ± 0.01

Calibrated by : Phakhinai Khongkomnerd
(Mr. Phakhinai Khongkomnerd)

Approved by :

Peera Detudom
(Mr. Peera Detudom)

Certificate of Calibration

Certificate No. : 64-220066-1

Page : 1 of 2

Submitted by : S. P. S Consulting Service Co.,Ltd.

7 Soi Phaholyothin 24, Phaholyothin Rd., Jompol, Chatuchak, Bangkok 10900

Equipment : Vacuum Gauge

Manufacturer : HI-LIGHT **Model :** N/A

ID No. : 1/60

Range : 0 in Hg to -30 in Hg **Resolution :** 1 in Hg

Environment : Ambient Temperature : $(20 \pm 2) ^\circ \text{C}$

Relative Humidity : $(50 \pm 10) \%$

Date of Received : 02 July 2021

Date of Calibration : 05 July 2021

Date of Issue : 05 July 2021

Calibrated by : Satja Sangkhum

Calibration Method : In-house method CAL-M2201 based on BS EN 837-1:2016 with Pressure Calibrator

Reference Standard Instruments : This certification is traceable to the International System of Units

Pressure Calibrator & Pressure Sensors Modules

ID No.	Cert. No.	Due Date	Traceability
220007	MP-0036-20	11 Mar 2022	National Institute of Metrology (Thailand), (NIMT)
220001	MP-0036-20	11 Mar 2022	National Institute of Metrology (Thailand), (NIMT)

Approved by :



(Surachai Promthong)

Laboratory Manager

The Uncertainties are for a confidence probability of approximately 95%

This certificate may not be reproduced other than in full except with the prior written approval of the Calibratech Co.,Ltd.



Certificate of Calibration

Certificate No. : 64-220066-1

Page : 2 of 2

Result of Calibration : Without Adjustment

Function : Vacuum measurement

Condition of calibration :

- 1 Scale and conversion factor is 1 kPa = 0.295 in Hg
- 2 Angle of mounting from horizontal at 90 °
- 3 UUC reading after lightly tapped
- 4 Reference plane of UUC at center of Gauge
- 5 UUC calibrated by using clean air as pressure media
6. UUC Condition As-Received : Good

Standard Reading (in Hg)	UUC Reading (in Hg)	Correction (in Hg)
0.00	0	0.0
-4.69	-5	0.3
-9.57	-10	0.4
-14.67	-15	0.3
-19.71	-20	0.3
-29.93	-30	0.1
-29.92	-30	0.1
-19.69	-20	0.3
-14.69	-15	0.3
-9.58	-10	0.4
-4.69	-5	0.3
0.00	0	0.0

Remark

UUC : Unit Under Calibration

The uncertainty is combined hysteresis

The uncertainty of measurement was with in ± 0.39 in Hg

This result of calibration was found accurate as shown on date and place of calibration only.

This reported uncertainty of measurment was based on a standard uncertainty multiplied by a coverage factor $k = 2$, providing a level of confidence of approximately 95%

- o0o -

Handwritten signature



www.calibratech.co.th



บริษัท เอส.พี.เอส. คอนซัลติ้ง เซอร์วิส จำกัด
S.P.S. CONSULTING SERVICE CO., LTD.
7 ซอยพหลโยธิน 24 ถนนพหลโยธิน แขวงจอมพล เขตจตุจักร กรุงเทพฯ 10900
7 Soi Phaholyothin 24, Phaholyothin Rd., Jompol, Chaluchak, Bangkok 10900
Tel : (662) 939-4370-72, Fax : (662) 513-4221, E-mail : sale@spscon.com., www.spscon.com

Personal Pump Calibration Report

Calibration Method : Dry Cal Primary Flowmeter

Model : Defender 510-H

S/N : 136164

Environmental Conditions

Temperature : 25 \pm 3 $^{\circ}$ C
Pressure : 1010 \pm 15 mmbar

Personal Pump Data				Calibration Data								
No.	Brand	Model	Serial No.	Date	Flow Rate (ml/min)						Value From Calibration Curve	
					Setting			Actual (Q std.)				
					1	2	3	1	2	3	y	R²
R01	SKC	224-PCXR4	602467	04/04/2022	1,000	1,500	2,000	993	1,508	2,004	1.020x - 38.784	0.999
R02	SKC	224-PCXR4	626450	04/04/2022	1,000	2,000	3,000	999	1,499	1,990	0.989x + 12.627	1.000
R03	SKC	224-PCXR4	691592	04/04/2022	1,000	1,500	2,000	1,003	1,500	2,004	1.012x - 22.479	0.999
R04	SKC	224-PCXR4	691672	01/04/2022	1,000	1,500	2,000	996	1,493	1,993	0.998x - 2.561	1.000
R05	SKC	224-PCXR4	798470	01/04/2022	1,000	1,500	2,000	994	1,506	1,999	1.015x - 30.635	0.999
R06	SKC	224-PCXR4	798456	04/04/2022	1,000	1,500	2,000	994	1,498	1,994	1.002x - 7.438	1.000
R07	SKC	224-PCXR4	798480	04/04/2022	1,000	1,500	2,000	994	1,490	2,000	1.008x - 16.831	1.000
R08	SKC	224-PCXR4	883215	01/04/2022	1,000	1,500	2,000	1,001	1,502	2,005	1.015x - 26.627	0.999
R09	SKC	224-PCXR4	034650	01/04/2022	1,000	1,500	2,000	991	1,504	2,002	1.018x - 36.538	0.999
R10	SKC	224-PCXR4	091765	01/04/2022	1,000	1,500	2,000	996	1,512	1,993	1.000x + 0.219	1.000
R11	SKC	224-PCXR4	091763	12/04/2022	1,000	1,500	2,000	1,001	1,499	2,002	1.012x - 23.923	0.999
R12	SKC	224-PCXR4	091568	12/04/2022	1,000	1,500	2,000	997	1,501	1,999	1.001x - 4.986	1.000
R13	SKC	224-PCXR4	091638	04/04/2022	1,000	1,500	2,000	1,002	1,498	1,993	0.991x + 10.793	1.000
R14	SKC	224-PCXR4	091764	04/04/2022	1,000	1,500	2,000	994	1,502	1,998	1.013x - 29.256	0.999
R15	SKC	224-PCXR8	529457	01/04/2022	1,000	1,500	2,000	1,002	1,500	2,004	1.013x - 24.345	0.999
R16	SKC	224-PCXR8	529643	04/04/2022	1,000	1,500	2,000	998	1,497	1,994	0.997x + 0.060	1.000
R17	SKC	224-PCXR8	529645	04/04/2022	1,000	1,500	2,000	994	1,509	2,000	1.015x - 30.571	0.999
R18	SKC	224-PCXR8	566756	04/04/2022	1,000	1,500	2,000	991	1,496	1,998	1.002x - 7.678	1.000
R19	SKC	224-PCXR8	566802	01/04/2022	1,000	1,500	2,000	1,003	1,499	2,000	1.010x - 20.189	0.999
R20	SKC	224-PCXR8	529089	04/04/2022	1,000	1,500	2,000	990	1,501	2,003	1.020x - 40.036	0.999
R21	SKC	224-PCXR8	665728	01/04/2022	1,000	1,500	2,000	999	1,493	1,999	1.000x - 5.364	1.000
R22	SKC	224-PCXR8	707444	04/04/2022	1,000	1,500	2,000	1,002	1,500	2,001	1.011x - 21.215	0.999
R23	SKC	224-PCXR8	761067	11/04/2022	1,000	1,500	2,000	998	1,494	1,992	0.994x + 3.095	1.000
R24	SKC	224-PCXR8	707893	01/04/2022	1,000	1,500	2,000	996	1,505	2,001	1.014x - 29.040	0.999
R25	SKC	224-PCXR8	761052	01/04/2022	1,000	1,500	2,000	998	1,500	1,992	0.992x + 7.630	1.000
R26	SKC	224-PCXR8	707956	12/04/2022	1,000	1,500	2,000	1,002	1,500	2,004	1.013x - 24.417	0.999
R27	SKC	224-PCXR8	707398	04/04/2022	1,000	1,500	2,000	996	1,503	2,001	1.013x - 28.725	0.999
R28	SKC	224-PCXR8	707481	11/04/2022	1,000	1,500	2,000	1,004	1,500	2,003	1.010x - 19.368	0.999
R29	SKC	224-PCXR8	707402	01/04/2022	1,000	1,500	2,000	1,005	1,491	1,991	0.988x + 14.326	1.000
R30	SKC	224-PCXR8	093811	01/04/2022	1,000	1,500	2,000	998	1,495	1,994	0.998x - 1.268	1.000
R31	SKC	224-PCXR8	093183	01/04/2022	1,000	1,500	2,000	1,001	1,501	2,001	1.012x - 23.001	0.999
R32	SKC	224-PCXR8	671950	04/04/2022	1,000	1,500	2,000	1,000	1,498	1,994	0.994x + 7.762	1.000
R33	SKC	224-PCXR4	626254	12/04/2022	1,000	1,500	2,000	992	1,502	1,999	1.016x - 34.141	0.999
R34	SKC	224-PCXR4	626131	01/04/2022	1,000	1,500	2,000	1,002	1,498	2,004	1.012x - 24.294	0.999
R35	SKC	224-PCXR8	707460	04/04/2022	1,000	1,500	2,000	998	1,498	1,995	0.994x + 5.672	1.000
R36	SKC	224-PCXR8	707446	01/04/2022	1,000	1,500	2,000	1,003	1,500	2,001	1.010x - 19.192	0.999
R37	SKC	224-PCXR8	707432	01/04/2022	1,000	1,500	2,000	999	1,499	1,998	0.999x + 0.554	1.000
R38	SKC	224-PCXR8	707349	01/04/2022	1,000	1,500	2,000	996	1,500	2,002	1.015x - 31.640	0.999
R39	SKC	224-PCXR8	761095	12/04/2022	1,000	1,500	2,000	1,001	1,496	1,994	0.997x + 2.652	1.000

Calibrated by :

Phakhinai Khongkomnerd
(Mr. Phakhinai Khongkomnerd)

Approved by :

Peera Detudom
(Mr. Peera Detudom)



บริษัท เอส.พี.เอส. คอนซัลติ้ง เซอร์วิส จำกัด
S.P.S. CONSULTING SERVICE CO., LTD.
7 ซอยพหลโยธิน 24 ถนนพหลโยธิน แขวงจอมพล เขตจตุจักร กรุงเทพฯ 10900
7 Soi Phaholyothin 24, Phaholyothin Rd., Jompol, Chatuchak, Bangkok 10900
Tel : (662) 939-4370-72. Fax : (662) 513-4221. E-mail : sale@spscon.com., www.spscon.com

Rotameter Calibration Report (For Personal Pump High Flow Adjust)

Calibration Method : Dry Cal Primary Flowmeter

Model : Defender 510-H

S/N : 136164


Calibration Data

Rotameter Data			Calibration Data								
No.	Brand	Model	Date	Flow Rate (ml/min)						Value From Calibration Curve	
				Flow Rate (Reading)			Actual (Q std.)				
				1	2	3	1	2	3	y	R²
H-R01	Dwyer	VFB-65	04/04/2022	500	1,000	2,000	503.1	992.4	1979.1	0.999x + 3.360	0.999
H-R02	Dwyer	VFB-65	01/04/2022	500	1,000	2,000	500.8	995.3	1986.1	1.002x + 5.536	1.000
H-R03	Dwyer	VFB-65	04/04/2022	500	1,000	2,000	502.1	987.7	1997.3	0.994x + 1.910	1.000
H-R04	Dwyer	VFB-65	04/04/2022	500	1,000	2,000	496.4	989.6	2019.5	1.009x - 13.763	1.000
H-R05	Dwyer	VFB-65	01/04/2022	500	1,000	2,000	496.8	987.7	1987.7	1.004x - 9.632	1.000
H-R06	Dwyer	VFB-65	01/04/2022	500	1,000	2,000	505.2	992.4	1979.4	0.999x + 2.749	0.999

Calibrated by :

Phakhinai Khongkomnerd
(Mr. Phakhinai Khongkomnerd)

Approved by :


(Mr. Peera Detudom)

**QUALITY CALIBRATION CO.,LTD.**

235 Petchkasem 63/2 Road, Laksong, Bangkae, Bangkok 10160

Tel (662) 421-5402, (662) 444-0152-3, Fax (662) 809-4584

www.qcalibration.com

CERTIFICATE No : 22M2567

REFERENCE No : 64386-1

PAGE : 1 OF 2

Certificate of Calibration

EQUIPMENT : DIGITAL BALANCE

MANUFACTURER : METTLER TOLEDO

MODEL : XS 105DU

SERIAL No : 1126422905

ID No : BA 05/50

CONDITION AS RECEIVED : USED ITEM

SUBMITTED BY : S.P.S. CONSULTING SERVICE CO., LTD.
7 SOI PHAHOLYOTHIN 24, PHAHOLYOTHIN RD.,
JOMPOL, CHATUCHAK, BANGKOK 10900

CALIBRATED BY : TETNITHI W.

CALIBRATION DATE : 11-Mar-22

APPROVED BY : 
PONGSAK J.

ISSUED DATE : 17-Mar-22

RECEIVED DATE : 11-Mar-22

THIS CERTIFICATE MAY NOT BE REPRODUCED OTHER THAN IN FULL EXCEPT WITH THE PRIOR WRITTEN APPROVAL OF
QUALITY CALIBRATION CO., LTD.



CERTIFICATE No : 22M2567

PAGE : 2 OF 2

Calibration Report

EQUIPMENT	:	DIGITAL BALANCE	MODEL	:	XS 105DU
MANUFACTURER	:	METTLER TOLEDO	S/N	:	1126422905
ID No	:	BA 05/50	RECEIVED DATE	:	11-Mar-22
AIR PRESSURE	:	1008mbar \pm 1mbar	CALIBRATION DATE	:	11-Mar-22
AMBIENT TEMPERATURE	:	22° C \pm 1° C	RELATIVE HUMIDITY	:	49 %RH \pm 10 % RH

CONDITION OF THIS RESULTS OF CALIBRATION

1. THIS INSTRUMENT WAS CALIBRATED BY ACCORDING TO UKAS LAB 14 EDITION 6:2019 BY USING KNOWN WEIGHT STANDARD WEIGHT. THE BALANCE WAS NOT ADJUSTED BEFORE CALIBRATION. THE BALANCE HAS NO ZERO TRACKING FUNCTION. REPEATABILITY WAS MEASURED BY USING 10 REPEATED MEASUREMENTS. LINEARITY WAS MEASURED COVERING 10 POINTS, EVENLY SPREAD OVER THE RANGE. THE INSTRUMENT WAS SET ZERO BEFORE PERFORMING THE LINEARITY TEST. OFF-CENTER LOADING WAS MEASURED BY USING STANDARD WEIGHTS PLACED ON THE PAN AND MOVED TO VARIOUS POSITIONS ON THE PAN.

2. REFERENCE STANDARD INSTRUMENTS :-

INSTRUMENT	MODEL	SERIAL No	CERTIFICATE No	DUE DATE
1) STANDARD WEIGHT SET	E2	QK-I-151	C02210415	09-Feb-23

3. THIS RESULT WAS FOUND ACCURATE AS SHOWN ON DATE AND PLACE OF CALIBRATION ONLY.

4. THIS RESULT EXCLUDE LONG TERM STABILITY OF THE UNIT UNDER CALIBRATION.

5. THIS CERTIFICATE IS TRACEABLE TO THE INTERNATIONAL SYSTEM OF UNIT MAINTAINED AT:-

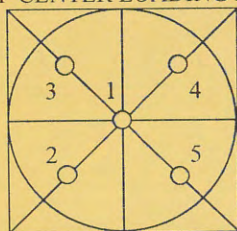
- NATIONAL INSTITUTE OF METROLOGY (THAILAND) THROUGH CENTRAL BUREAU OF WEIGHTS&MEASURES

RESULT OF CALIBRATION :- WITHOUT ADJUSTMENT

1. ZERO SETTING FUNCTION : NORMAL
2. TARE FUNCTION : NORMAL
3. REPEATABILITY OF READING AT 20 g WAS 0.000004 g
4. REPEATABILITY OF READING AT 100 g WAS 0.000048 g
5. DEPARTURE FROM NOMINAL VALUE/ LINEARITY

NOMINAL VALUE (g)	BALANCE READING (g)	CORRECTION (g)	UNCERTAINTY (\pm g)
0.00	0.00000	0.00000	0.000058
0.02	0.01999	0.00001	0.000058
0.10	0.09999	0.00001	0.000059
0.20	0.19999	0.00001	0.000059
0.50	0.50001	-0.00001	0.000058
1.00	1.00001	-0.00001	0.000059
2.00	2.00000	0.00000	0.000059
5.00	5.00001	-0.00001	0.000061
10.00	10.00005	-0.00005	0.000063
20.00	20.00006	-0.00006	0.000069
50.00	50.00000	0.00000	0.00011
100.00	100.00001	-0.00001	0.00019
120.00	120.00001	-0.00001	0.00022

6. OFF CENTER LOADING ERROR




POINT	READING (g)	
1	10.00001	50.0000
2	10.00002	50.0000
3	10.00001	50.0000
4	10.00001	50.0000
5	10.00002	50.00001
OFF-CENTER LOADING	0.00001	0.0001

NOTE: THIS CALIBRATION WAS CARRIED OUT AT THE CUSTOMER'S PLACE AT PRODUCTION AREA
THE REPORTED UNCERTAINTY OF MEASUREMENT WAS BASED ON A STANDARD UNCERTAINTY MULTIPLIED BY A COVERAGE FACTOR $k=2$, PROVIDING A LEVEL OF CONFIDENCE APPROXIMATELY 95%.

END OF CALIBRATION REPORT

Lambda UV Preventive Maintenance (PM)

Company Name:	S.P.S. CONSULTING SERVICE CO., LTD.		
Address:	7, Soi Phaholyothin24, Ladyao, Jatujak, Bangkok		
User Name:	K. Benjawan	WO Number:	WO-01550999
Telephone Number:	086-141-2523	PM Number:	6 of 6 P
Customer Support Engineer:	K. Anon	Certificate Number:	UV2004-2022
Date PM Performed: (DD-MMM-YYYY)	25-Jan-2022	Next PM Due Date: (DD-MMM-YYYY)	25-Jul-2022

Part Number	Release	Publication Date	
09370504	B	March 2013	

Scope

The purpose of this PM is to ensure the continued functionality of the PerkinElmer Lambda UV/Vis Spectrophotometer by inspecting and replacing any worn or damaged parts. This service should only be performed by a trained representative of PerkinElmer. The customer should save their method before the PM begins.

General Instructions:

The customer must provide the engineer operational data to demonstrate recent instrument performance prior to starting the PM. Always check with the customer before making any changes that may affect the customer's analysis should be signed by an authorized PerkinElmer and customer representative and left with the customer. Update the PM sticker and instrument logbook as required.

Copyright Information

This document contains proprietary information that is protected by copyright. All rights are reserved. No part of this publication may be reproduced in any form whatsoever or translated into any language without the prior, written permission of PerkinElmer, Inc. Copyright © 2009 PerkinElmer, Inc.

Trademarks

Registered names, trademarks, etc. used in this document, even when not specifically marked as such, are protected by law. PerkinElmer is a registered trademark of PerkinElmer, Inc. All other trademarks and registered trademarks not owned by PerkinElmer, Inc. or its subsidiaries that are depicted herein are the property of their respective owners. Except as specifically set forth in its terms and conditions of sale, PerkinElmer makes no Warranty of any kind with regard to this document, including, but not limited to, the implied warranties of merchantability and fitness for a particular purpose. PerkinElmer shall not be liable for incidental or consequential damages in connection with the furnishing or use of this document.

Component List

Component Specific Model	Serial #	Software Version		Configuration Notes
Lambda 25	501S14123010	6.2.0.0741	STD	1.27
NA	NA	NA	NA	NA

Parts Lists

Parts Included with the PM				
Part Number (if applicable)	Description	Quantity	Serial Number	Expiration Date (MM/YY)
B250 0099	Stray Light standard			
	Nal cell	1	1943	Jan-22
	NaNO2 cell	1	2963	
	KCl cell	1	31030	
	H2O	1	71497	
B050 7805	Secondary Standards for calibration of wavelength and photometric accuracy or use NBS/NIST 390 standards			
	Gray Glass G1	1	2926	Jan-22
	Gray Glass G2	1	3501	
	Gray Glass G3	1	2552	
	Holmium Glass	1	1085	

Additional Tools Required for PM					
Part Number (if applicable)	Description	Quantity	Serial #		Remark
-	-	-	-	-	-
-	-	-	-	-	-
-	-	-	-	-	-
Additional Reagents and Standards Required for PM					
Part Number (if applicable)	Description	Quantity	Batch/Lot #		Expiration Date (MM/YY)
-	-	-	-	-	-
-	-	-	-	-	-
-	-	-	-	-	-

Procedure Checklist

Use (✓) to check off those steps in the checklist that have been completed.

1. General:

- ☒ Review the instrument performance with the customer and document any recent problems.
- ☒ Inspect the customer log book and make any appropriate PM entries.
- ☒ Perform general inspection of system for cleanliness.

2. Optical checks:

- ☒ Lamp Alignment/Energy
- ☒ Sample Compartment Windows/Monochromator
- ☒ Mirror and Grating Alignment
- ☒ Cell Holder Alignment

3. Mechanical:

- ☒ Physical inspection – Please write any comments in the additional comments section.
- ☒ Grating Drive Mechanism.
- ☒ Lamp Change Mechanism.
- ☐ Slit Drive Manual Servo.

4. Test:

Refer to Appendix A for the specifications of the instrument being tested.

- ☒ D2 Wavelength accuracy

	Actual Value	Specification
Accuracy at 656.1 nm	656.16	± 0.1

☒ Holmium Oxide wavelength accuracy

Filter ID #		1085		
Test	Calibration Value	Actual Value	Deviation	Specification
279.3 nm	279.3	279.39	-0.09	± 0.5
360.8 nm	360.9	360.93	-0.03	± 0.5
459.9 nm	460.0	460.07	-0.07	± 0.5
536.4 nm	536.2	536.40	-0.20	± 0.5

☒ Scattered Light.

Test	Filter ID #	Result	Specification
NaI @ 220 nm	1943	0.0133	< 0.02 %T
NaNO ₂ @ 340 nm	2963	-0.1296	< 0.02 %T
NaNO ₂ @ 370 nm	2963	-0.0002	< 0.02 %T
KCl @ 200 nm	31030	2.4808	≥ 2 A

☒ Baseline Flatness.

Corrected Baseline	Specification
0.000163	± 0.001 A

☒ Noise Test @ 500 nm.

Actual Value	Specification
0.0000240	± 0.00008 A

☒ Photometric Accuracy.

Filter 1 ID #		2926		
Test	Calibrated Value	Actual Value	Deviation	Specification
440 nm	0.3483	0.3493	-0.0010	± 0.006 A
546 nm	0.3029	0.3046	-0.0017	± 0.006 A
635 nm	0.3200	0.3232	-0.0032	± 0.006 A
Filter 2 ID #		3501		
Test	Calibrated Value	Actual Value	Deviation	Specification
440 nm	1.001	1.0024	-0.0014	± 0.006 A
546 nm	0.9797	0.9813	-0.0016	± 0.006 A
635 nm	1.0285	1.0325	-0.0040	± 0.006 A
Filter 3 ID #		2552		
Test	Calibrated Value	Actual Value	Deviation	Specification
440 nm	0.489	0.4935	-0.0045	± 0.006 A
546 nm	0.4582	0.4595	-0.0013	± 0.006 A
635 nm	0.5046	0.5075	-0.0029	± 0.006 A

5. Accessory (where applicable):

- ☐ Integrating Sphere
- ☐ Reflecting Attachment
- ☐ Cell Changer
- ☐ Sipper
- ☐ Auto Sampler


6. Review:

- ☒ Review with the customer PM work performed.
- ☒ Review with the customer routine maintenance procedures.
- ☒ Discuss recommended customer-supplied materials to have on hand
- ☒ Attach PM sticker.
- ☒ Update Logbook.

Additional Comments

Additional Comments Regarding the PM

Review

<p><i>The preventive maintenance checks and if applicable performance tests for Lambda UV have been completed.</i></p>	
<p>This Lambda UV Passes <input checked="" type="checkbox"/> Fails <input type="checkbox"/> <i>the preventive maintenance.</i></p>	
<p>Review of Preventive Maintenance:</p>	
<p>Authorized PerkinElmer Representative:</p> <p>Anon Leenthawonkit </p>	<p>Date:</p> <p>25-Jan-2022 (DD-MM-YYYY)</p>
<p>Authorized Customer Representative:</p>	<p>Date:</p> <p>25-Jan-2022 (DD-MM-YYYY)</p>

DATA SHEET FOR CALIBRATION / VERIFICATION AND INSPECTION


Calibration

Verification

Inspection
เครื่องมือ / อุปกรณ์ ที่สอบเทียบหรือทวนสอบ

Equipment / Tools : Multimeter (pH , DO) Tag No. / I.D. No. : L09-AT-SP003-A2 Serial No. : 130500088588

Cal. / Ver. date : 4/4/2022
เครื่องมือ / อุปกรณ์ที่เป็น Master

Equipment / Tools :	I.D. No.	Model /Serial No.	Cert. No.	Expired date

Reference Materials ที่ใช้

Chemical	Grade	Assay (%)	Cert. No.	Expired date
Buffer pH 4.00 ; Lot No. HC99677935				31/7/2022
Buffer pH 7.00 ; Lot No. HC04269139				31/10/2023
Buffer pH 10.00 ; Lot No. HC02905338				30/6/2023


Calibration / verification item	Result	Error	Acceptance Criteria	Pass / Fail
1.การสอบเทียบ Observed Slope (slope)	98	-	95 to 105%	Pass
2.verification pH6.86	6.85	-0.01	± 0.05	Pass

Inspection item	Result	Correction
1.ตรวจเช็คสภาพพร้อมใช้งาน	ปกติ	

Next Due date 31/5/2022

Performed by : 

Date : 4/4/2022

Approved By : 

Date : 4/4/2022

Certificate of Analysis – Certified Reference Material

Certipur® Buffer solution pH 10.00 (20°C)

Certified Reference Material for pH measurement

Product no.: 1.09438.1000
Lot no.: HC02905338
Description of CRM: Certipur® Buffer solution pH 10.00 (20°C)
Certified Reference Material for pH measurement
Expiry date: 2023/06/30
Storage: +15°C to +25°C tightly closed in the original container
Composition: boric acid / potassium chloride / sodium hydroxide



Certified value

Associated uncertainty, $U=k \cdot u$
($k=2$)

pH value 10.01

 ± 0.03 (20°C)

Metrological traceability: The pH value of this certified buffer solution is directly traceable to primary certified reference materials characterised by PTB and verified by SRMs from NIST.

NIST 189c, 188, 185i, 186 Ig, 186 IIg, 187f
PTB OX-405/18, TA-442/19, PHT-340/16, PHO-346/16, BO-373/17
PTB: Physikalisch Technische Bundesanstalt, Braunschweig, Germany
NIST: National Institute of Standards and Technology, Gaithersburg, USA.

Measurement method: pH value is measured with a combined glass electrode after 5-point calibration according to DIN 19268 with reference buffer solutions according to DIN 19266, IUPAC, NIST, Ph.Eur. and USP.

Accreditation: Merck KGaA, Darmstadt, Germany is accredited by the German accreditation authority DAkkS as registered reference material producer D-RM-15185-01-00 in accordance with ISO 17034 and registered calibration laboratory D-K-15185-01-00 according to DIN EN ISO/IEC 17025.

Certificate issue date: 2020/06/24

CRM released by Approving Officer
or delegate LS-OII-QS3

Dipl.-Ing. Ayfer Yildirim
Responsible Manager of LS-OII-QS3
(Calibration Laboratory D-K-15185-01)



ISO 17034



ISO/IEC 17025



Intended use:	This reference material is intended for use as a calibration standard for pH instruments or pH electrodes or as a control sample for measuring the pH value.
Instructions for handling and correct use:	The pH value is strongly dependent on the temperature. It is therefore necessary to keep the temperature constant within the measurement.
Health and safety information:	Please refer to the Safety Data Sheet for detailed information about the nature of any hazard and appropriate precautions to be taken.
Preparation:	This reference material is prepared gravimetrically from boric acid, potassium chloride, sodium hydroxide and high purity water.

Associated uncertainty:

The expanded uncertainty U_{CRM} is calculated as $U_{CRM} = k \cdot u_{CRM}$, where $k = 2$ is the coverage factor for a 95% coverage probability and u_{CRM} is the combined standard uncertainty in accordance to ISO 17034.

The combined uncertainty u_{CRM} is derived from combination of the squared uncertainty contributions:

$$u_{CRM} = \sqrt{u^2_{Characterisation} + u^2_{Homogeneity} + u^2_{Stability}}$$

$u_{characterisation}$:	is the uncertainty in accordance with DIN EN ISO/IEC 17025 which includes the contributions of the primary reference material and the measuring system.
$u_{homogeneity}$:	is the between-bottle variation in accordance with ISO 17034. The assessment of homogeneity is performed by analysis of a representative number of systematically chosen sample units.
$u_{stability}$:	is the uncertainty obtained from short-term and long-term stability in accordance with ISO 17034. The stability studies are the basis for the quantification of the expiry date of this reference material for the unopened bottle.

Informative values:

Temperature dependence ¹ :	Temperature [°C]	Δ pH
	0	+ 0.26
	5	+ 0.17
	10	+ 0.11
	15	+ 0.05
	20	± 0
	25	- 0.06
	30	- 0.11
	35	- 0.16
	40	- 0.18
	50	- 0.26

¹Temperature deviation data provided for reference only. Values are not batch-specific and should not be considered certified values.

For more detailed information please read the certification report on our website.

Certificate of analysis revision history:

Certificate version	Date	Reason for version
01	2020/06/24	Initial version





Certificate of Calibration

Equipment: pH METER
Model: HQ40d
Serial No. (or ID.): 130500088588 (201000002308)
Manufacturer: Hach
Electrode Serial No.: 210362614404
Condition: In Condition

Certificate No.: C07220217
Issued Date: 27 April 2022
Job No.: KSPR2205346
Page: 1 of 3
Model: PHC201 Brand: Hach

Customer: IRPC PUBLIC CO., LTD.
299 Moo 5, Sukhumvit Road, Tambol Choengneon,
Amphur Muang, Rayong 21000 Thailand

Environment Condition: Temperature 25.7 °C ± 0.8 °C
Humidity 66.5 %RH ± 2.4 %RH


Calibration Place: IRPC PUBLIC CO., LTD.(Gc Lab 207)
299 Moo 5, Sukhumvit Road, Tambol Choengneon,
Amphur Muang, Rayong 21000 Thailand

Calibration By: Mr. Dumrong Boonsopon


Calibration Date: 27 April 2022

The Method used: In house method, SPCC-WI-58, base on ASTM E 70-07

Traceability: This certificate is traceable to SI Units, Sample Test is assured through primary measurement method Harned cell, through CPAchem Ltd. (ISO/IEC 17034) Certificate No. 794132, 794134, 794133 And pH Scale traceable to the SI Units maintained by National Institute of Metrology (NIMT), Thailand through Industrial Foundation Electrical and Electronics Institute Certificate No. CA20210028EA


(Mr. Dumrong Boonsopon)

Person in charge


บริษัท เอสพีซี อาร์ที จำกัด
SPC RT Co., Ltd.
(Mr. Thalerngkeat Pongngam)

Authorized signatory

This certificate is issued the units of measurement according to the International System of Units (SI). It provides traceability of measurement to international or national standard or other recognized national standard laboratories.

The measurement uncertainty stated is the expanded uncertainty which is obtained from the standard uncertainty multiplied by the coverage factor (k=2) to provide a level of confidence of approximately 95%. It is determined in accordance with the Guide to Expression of Uncertainty in Measurement (GUM).

These results may be affected by deviations from specified conditions. The results relate only to the items tested, calibrated or sampled. The report shall not be reproduced except in full without approval of SPC RT Co., Ltd.

Calibration Results:**pH Scale**

Input	pH Meter Reading			Uncertainty of Measurement (mV)	Coverage Factor (k)
	(mV)	Error (mV)	(pH)		
414.12	414.0	-0.12	-	0.065	2.00
354.96	354.8	-0.16	0.999	0.065	2.00
295.8	295.7	-0.10	1.999	0.065	2.00
236.64	236.6	-0.04	2.999	0.065	2.00
177.48	177.4	-0.08	4.000	0.065	2.00
118.32	118.3	-0.02	5.000	0.065	2.00
59.16	59.1	-0.06	6.000	0.065	2.00
0	0.0	0.00	7.000	0.065	2.00
-59.16	-59.2	-0.04	8.000	0.065	2.00
-118.32	-118.3	0.02	9.000	0.065	2.00
-177.48	-177.5	-0.02	10.000	0.065	2.00
-236.64	-236.6	0.04	11.001	0.065	2.00
-295.8	-295.7	0.10	12.001	0.065	2.00
-354.96	-354.9	0.06	13.002	0.065	2.00
-414.12	-414.0	0.12	-	0.065	2.00

Electrode Test Results*

The three-point calibration using three standard buffer solutions; pH 4.008 , pH 6.985 and pH 10.015

The practical slope of the pH electrode; 58.09 (mV/pH), 98.19%

The zero point of the pH electrode; 6.70 (pH)

Sample Test Results

Standard Buffer Solution (pH)	Unit Under Calibration (pH)	Difference (pH)	Uncertainty of Measurement (pH)	Coverage Factor (k)
4.008	4.008	0.000	0.012	2.43
6.985	6.998	0.013	0.0097	2.05
10.015	10.023	0.008	0.013	2.00

* Calibration Marked " Not TISI Accredited " in this Certificate have been included for completeness.

The End of Certificate

ใบตรวจสอบสภาพเครื่องวัดสิ่งแวดล้อม

เลขที่ใบงาน: KSPR2205346

ชนิดเครื่องมือ: pH METER

รุ่น: HQ40d

หมายเลขเครื่อง: 130500088588

ตรวจสอบ (รับ)		รายการตรวจเช็ค	ตรวจสอบ (ส่ง)		หมายเหตุ
27 Apr 2022			27 Apr 2022		
ปกติ	ไม่ปกติ		ปกติ	ไม่ปกติ	
		General			
<input checked="" type="checkbox"/>	<input type="checkbox"/>	1. ความสมบูรณ์เครื่อง	<input checked="" type="checkbox"/>	<input type="checkbox"/>	
<input checked="" type="checkbox"/>	<input type="checkbox"/>	2. ความสะอาด (ช่องใส่ตัวอย่าง, ภายใน-นอกเครื่อง)	<input checked="" type="checkbox"/>	<input type="checkbox"/>	
<input checked="" type="checkbox"/>	<input type="checkbox"/>	3. สวิตช์ ปิด – เปิด เครื่อง (On-Off Swicth)	<input checked="" type="checkbox"/>	<input type="checkbox"/>	
<input checked="" type="checkbox"/>	<input type="checkbox"/>	4. ปุ่มกด (Keypad)	<input checked="" type="checkbox"/>	<input type="checkbox"/>	
<input checked="" type="checkbox"/>	<input type="checkbox"/>	5. หน้าจอ (Display, Screen Contrast)	<input checked="" type="checkbox"/>	<input type="checkbox"/>	
		Spectrophotometer			
<input type="checkbox"/>	<input type="checkbox"/>	6. แรงดันไฟฟ้า (Battery Backup) ≥ 2.5 VDC	<input type="checkbox"/>	<input type="checkbox"/>	
<input type="checkbox"/>	<input type="checkbox"/>	7. ตัวหมุนเลือกความยาวคลื่น (Wavelength Control)	<input type="checkbox"/>	<input type="checkbox"/>	
<input type="checkbox"/>	<input type="checkbox"/>	8. ความยาวคลื่น (Wavelength Check)	<input type="checkbox"/>	<input type="checkbox"/>	
<input type="checkbox"/>	<input type="checkbox"/>	9. แหล่งกำเนิดแสง (UV $< 3,000$ hour)	<input type="checkbox"/>	<input type="checkbox"/>	
<input type="checkbox"/>	<input type="checkbox"/>	10. แหล่งกำเนิดแสง (Visible $< 5,000$ hour)	<input type="checkbox"/>	<input type="checkbox"/>	
<input type="checkbox"/>	<input type="checkbox"/>	11. ช่องวัดหลายตัวอย่าง (Carousel Module)	<input type="checkbox"/>	<input type="checkbox"/>	
		pH Meter and Conductivity Meter			
<input checked="" type="checkbox"/>	<input type="checkbox"/>	12. อิเล็กโทรด (Electrode and Connection Cable)	<input checked="" type="checkbox"/>	<input type="checkbox"/>	
<input checked="" type="checkbox"/>	<input type="checkbox"/>	13. ระดับสารละลายใน Electrode (Level KCl)	<input checked="" type="checkbox"/>	<input type="checkbox"/>	
<input checked="" type="checkbox"/>	<input type="checkbox"/>	14. ฝาปิดกันปลาย Electrode (Dust Protection Hood)	<input checked="" type="checkbox"/>	<input type="checkbox"/>	
<input type="checkbox"/>	<input type="checkbox"/>	15. ขาจับอิเล็กโทรด (Stand)	<input type="checkbox"/>	<input type="checkbox"/>	
		Turbidimeter			
<input type="checkbox"/>	<input type="checkbox"/>	16. ค่าความขุ่นที่ต่ำสุด (No Sample)	<input type="checkbox"/>	<input type="checkbox"/>	
<input type="checkbox"/>	<input type="checkbox"/>	17. ระดับการส่องสว่างของแสง (≥ 2.5 ไม่เกิน 3.0)	<input type="checkbox"/>	<input type="checkbox"/>	
		Automatic titrator			
<input type="checkbox"/>	<input type="checkbox"/>	18. สภาพ Piston Burettes	<input type="checkbox"/>	<input type="checkbox"/>	
<input type="checkbox"/>	<input type="checkbox"/>	19. Function Rinsing and Dosing	<input type="checkbox"/>	<input type="checkbox"/>	
<input type="checkbox"/>	<input type="checkbox"/>	20. ระบบท่อสายยางและอุปกรณ์ประกอบ	<input type="checkbox"/>	<input type="checkbox"/>	

เพิ่มเติม/ข้อแนะนำ : Electrode วัดอุณหภูมิได้ 25.1°C โดย Control Waterbath ที่ $25.0 \pm 0.5^{\circ}\text{C}$ Mr. Dumrong Boonsopon
Service Engineer

Certificate No.: CP20220218EA

Operation No.: CP2022060016

Certificate of Calibration

Equipment: Sound Level Meter

Manufacturer: RION

Model/Type: NL-42 (Meter), UC-52 (Microphone), NH-24 (Preamplifier)

Serial No.: 00546402 (Meter), 152919 (Microphone), 46613 (Preamplifier)

ID No.: -

Customer: IRPC Public Company Limited.

Address: 299 Moo 5, Sukhumvit Rd., Tumbon Chungnern,
Amphor Muang, Rayong 21000

Received Date: 10 June 2022

Calibrated Date: 27 - 29 June 2022

Issued Date: 30 June 2022

Calibrated by: Ms. Juntaporn Kunhakom

Approved by:



(Mr. Sittichai Swaksuriyawong)

Group Manager

This report was prepared electronically using applicable electronic signature. Printing or copy of file are considered as a copy of the document.

The reported uncertainty of measurement was based on standard uncertainty multiplied by a coverage factor (k) providing a level of confidence of approximately 95%. This certificate may not be reproduced other than in full except with the prior written approval of the Electrical and Electronics Institute, Foundation for Industrial Development.

Certificate No.: CP20220218EA

Calibration Report

Equipment: Sound Level Meter
 Manufacturer: RION
 Model/Type: NL-42 (Meter), UC-52 (Microphone), NH-24 (Preamplifier)
 Serial No.: 00546402 (Meter), 152919 (Microphone), 46613 (Preamplifier)
 ID No.: -
 Ambient Temperature: (23 ± 2) °C
 Relative Humidity: (50 ± 15) %
 Pressure: (101.3 ± 1.5) kPa
 Method of Calibration :-
 IEC 61672-3:2013.

Condition of this result of calibration

1. Reference standards instrument :-

Instrument	Model	Serial No.	Cert. No.	Due Date
1) Standard microphone	4180	2787490	AA-1017-21	16 November 2022
2) Arbitrary Function Generator	AFG2021	C010063	CK20220059EA	19 June 2023
3) Programmable Attenuator	PA5	2755	EF-0030-21	1 November 2022
4) 6.5 Digit precision multimeter	8846A	9610014	CB20210023EA	1 November 2022
5) Pressure humidity and Temperature Transmitter	PTU301	F0640002	CL1-P220024 0255TE21	17 March 2023 7 July 2022
6) Pressure humidity and Temperature Transmitter	PTU301	F0640003	CL1-P220029 0256TE21	31 March 2023 7 July 2022
7) Performance Audio Analyzer	U8903B	MY56510003	CB20220063EA 0172RF21	15 February 2023 9 September 2022

2. This result of calibration was found accurate as shown on date and place of calibration only.

3. This certification is traceable to the international system of unit maintained at :-

Reference standards instrument for Acoustic function

- National Institute of Metrology (Thailand)

Reference standards instrument for Electrical function

- National Institute of Metrology (Thailand)

- Electrical and Electronics Institute; ONSC Accredited Calibration No.0119

Result of Calibration:-

Function : 1. Indication at the calibration check frequency

Reference Acoustic Signal (dB)	Measured value (dB)	Deviation (dB)	Acceptance limits (dB)
94.0	94.0	0.0	±1.0

Note : Absolute sensitivity was established by the use of the Sound Calibrator RION Type NL-74 S/N : 34615278.

Certificate No.: CP20220218EA

Calibration Report

Function : 2. Self-generated Noise

2.1 Microphone Installed

Measured value (dB)
16.2

2.2 Microphone replaced by the electrical input signal device

Frequency Weighting	Measured value (dB)
A-weighting	11.6
C-weighting	17.9
Z-weighting	23.8

Function : 3. Acoustical signal tests of frequency weightings (Without Windscreen)

Meter free-field acoustic response at a level of 84 dB.

Frequency (Hz)	Deviation from various Frequency Weighting Response Curve			
	C-Weighting (dB)	A-Weighting (dB)	Z-Weighting (dB)	Acceptance limits (dB)
125	0.6	0.5	0.6	±1.5
1000	0.0	0.0	0.0	±1.0
8000	-1.4	-1.3	-1.4	±5.0

Function : 4. Electrical signal tests of frequency weightings

Weighting network response with relative to 1 kHz.

Frequency (Hz)	Deviation from various Frequency Weighting Response Curve			
	C-Weighting (dB)	A-Weighting (dB)	Z-Weighting (dB)	Acceptance limits (dB)
63	-0.1	-0.1	0.0	±2.0
125	0.0	-0.1	0.0	±1.5
250	0.0	-0.1	0.0	±1.5
500	0.0	-0.1	0.0	±1.5
1000	0.0	0.0	0.0	±1.0
2000	0.0	0.0	0.0	±2.0
4000	0.0	0.0	0.0	±3.0
8000	0.1	0.1	0.0	±5.0

Function : 5. Frequency and time weighting at 1 kHz

5.1 Frequency weighting at 1 kHz

Frequency Weighting	Measured value (dB)	Deviated value (dB)	Acceptance limits (dB)
C-weighting	94.0	0.0	±0.2
A-weighting	94.0	0.0	±0.2
Z-weighting	94.0	0.0	±0.2

Certificate No.: CP20220218EA

Calibration Report

5.2 Time weighting at 1 kHz

Time Weighting	Measured value (dB)	Deviated value (dB)	Acceptance limits (dB)
Fast	94.0	0.0	±0.1
Slow	94.0	0.0	±0.1
LAeq	94.0	0.0	±0.1

Function : 6. Long-Term Stability

Long-term stability over 30 minutes, with steady 1 kHz signal at reference level.

Time Period to Apply Signal (min)	Reference SPL (dB)	Record SPL at Conclusion of Time Period (dB)	Deviated value (dB)	Acceptance limits (dB)
30	94.0	94.0	0.0	±0.3

Function : 7. Level Linearity on the reference level range

7.1 Level Linearity on the reference level range, Upper

Anticipated Value (dB)	Measured value (dB)	Deviated value (dB)	Acceptance limits (dB)
94.0	94.0	0.0	±1.1
99.0	99.0	0.0	±1.1
104.0	104.0	0.0	±1.1
109.0	109.0	0.0	±1.1
114.0	114.0	0.0	±1.1
119.0	119.0	0.0	±1.1
124.0	124.0	0.0	±1.1
129.0	129.0	0.0	±1.1
130.0	130.0	0.0	±1.1
131.0	131.0	0.0	±1.1
132.0	132.0	0.0	±1.1
133.0	133.0	0.0	±1.1
134.0	134.0	0.0	±1.1
135.0	135.0	0.0	±1.1
136.0	136.0	0.0	±1.1
137.0	137.0	0.0	±1.1

7.2 Level Linearity on the reference level range, Lower

Anticipated Value (dB)	Measured value (dB)	Deviated value (dB)	Acceptance limits (dB)
94.0	94.0	0.0	±1.1
89.0	89.0	0.0	±1.1
84.0	84.0	0.0	±1.1
79.0	79.0	0.0	±1.1
74.0	74.0	0.0	±1.1
69.0	69.0	0.0	±1.1
64.0	64.0	0.0	±1.1
59.0	59.0	0.0	±1.1

Certificate No.: CP20220218EA

Calibration Report

7.2 Level Linearity on the reference level range, Lower (Cont.)

Anticipated Value (dB)	Measured value (dB)	Deviated value (dB)	Acceptance limits (dB)
54.0	54.0	0.0	±1.1
49.0	49.0	0.0	±1.1
44.0	44.0	0.0	±1.1
39.0	39.0	0.0	±1.1
34.0	34.0	0.0	±1.1
29.0	29.0	0.0	±1.1

Function : 8. Tone burst response

Time Weighting	Tone burst duration, Tb (ms)	Measured value (dB)	Deviated value (dB)	Acceptance limits (dB)
Fast	200	126.0	0.0	±1.0
	2	108.9	-0.1	+1.0 ; -2.5
	0.25	99.9	-0.1	+1.5 ; -5.0
Slow	200	119.6	0.0	±1.0
	2	100.0	0.0	+1.0 ; -5.0
	0.25	90.8	-0.2	+1.5 ; -5.0

Function : 9. Peak C sound level

Number of cycles in test signal	Anticipated Value (dB)	Measured value (dB)	Deviated value (dB)	Acceptance limits (dB)
Complete cycle	125.4	125.4	0.0	±3.0
Positive half cycle	124.4	124.1	-0.3	±2.0
Negative half cycle	124.4	124.1	-0.3	±2.0

Function : 10. Overload indication

Measured value (dB)		Deviated value (dB)	Acceptance limits (dB)
Positive one-half cycle	Negative one-half cycle		
139.4	139.4	0.0	±1.5

Certificate No.: CP20220218EA

Calibration Report

Function : 11. High-Level Stability

High-level stability over 5 minutes, with steady 1 kHz signal, 1 dB below upper boundary.

Time Period to Apply Signal (min)	Reference SPL (dB)	Record SPL at Conclusion of Time Period (dB)	Deviated value (dB)	Acceptance limits (dB)
5	129.0	129.0	0.0	±0.3

Uncertainty of measurement

Function	Uncertainty (dB)	Maximum-permitted uncertainty of measurement (dB)
1) Indication at the calibration check frequency	0.30	Not applicable
2) Self-generated Noise	0.10	Not applicable
3) Acoustical signal tests of frequency weightings - Free-field sound pressure response level	0.30	0.60 (10Hz to 4kHz) 0.70 (>4kHz to 10kHz)
4) Electrical signal tests of frequency weightings	0.20	0.20
5) Frequency and time weighting at 1 kHz	0.20	0.20
6) Long-Term Stability	0.10	0.10
7) Level Linearity on the reference level range	0.30	0.30
8) Tone burst response	0.20	0.30
9) Peak C sound level	0.20	0.35
10) Overload indication	0.20	0.25
11) High-Level Stability	0.10	0.10

Remarks:

1. The acceptance limit is for the deviated value.
2. Acceptance limits was IEC61672-3:2013 Class 2.
3. The coverage factor $k = 2.00$

- - End of Report - -

THAILAND INSTITUTE OF SCIENTIFIC AND TECHNOLOGICAL RESEARCH (TISTR)

Request No. 21-64/0528

MTC No. EEL. BP. 17/0564

CALIBRATION CERTIFICATE

Submitted by : S.P.S. Consulting Services Service Co.,Ltd.

Address : 7 Soi Phaholyothin 24, Phaholyothin Road, Jompol, Chatuchak, Bangkok 10900.

Calibrated at : Electrical and Electronic Standards Laboratory, Industrial Metrology and Testing Service Centre.
: Soi 1C, Bangpoo Industrial Estate, Sukhumvit Rd., Muang, Samutprakan 10280.

Instrument Calibrated :

Description : Sound Calibrator

Manufacturer : ACO

Model : 2127

Serial No. : 130006

Ambient Environment

Temperature : $(23 \pm 3) ^\circ\text{C}$

Relative Humidity : $(50 \pm 15) \%$

Ambient Pressure : $(101.325 \pm 1.500) \text{ kPa}$

Standards used :

1. Digital Function Synthesizer NF Electronic DF-193A S/N 122037.
2. Measuring Amplifier Bruel&Kjaer 2636 S/N 1537484.
3. Programmable Attenuator Tamagawa TPA-303A S/N OF 2214.
4. Digital Multimeter Agilent 34401A S/N MY44005560.
5. Pressure Transmitter Vaisala PTB202AD S/N T0650001.
6. Audio Analyzer Keithley 2015-P S/N 4106495.
7. Condenser Microphone Bruel&Kjaer 4180 S/N 2889871.

Calibration Procedure: CP-102-04 based on IEC 60942-2003; The sound pressure level generated by sound calibrator under test shall be measured by standard microphone using an insert voltage technique.

This instrument has been calibrated against standards maintained at Electrical and Electronic Standards Laboratory (EEL), which are traceable to the International System of Units through the National Institute of Metrology (Thailand).

The information on actual reading is attached herewith and the uncertainty limits quoted refer to the measured values only.

Date of Receipt : 6 May 2021

Date of Calibration : 15 May 2021

1 / 2

The results relate only to the items tested/calibrated or value assigned.

Advertising the Report/Certificate and publicity of the results except in full are prohibited unless written permission is obtained from the governor of TISTR.

FM.BL.MTC.002 Rev.4

Head Office

35 Mu 3 Tambon Khlong Ha, Amphoe Khlong Luang,
Changwat Pathumthani 12120, Thailand

Tel. (66) 0 2577 9000

Fax. (66) 0 2577 9009

E-mail : rumpai@tistr.or.th Website:www.tistr.or.th

Office/Laboratory

Soi 1C, Bangpoo Industrial Estate, Sukhumvit Road,
Amphoe Muang, Changwat Samutprakan 10280, Thailand

Tel. (66) 0 2323 1672-80 ext. 115, 116

Fax. (66) 0 2323 9165

E-mail : mtc@tistr.or.th

Office

196 Phahonyothin Road, Chatuchak, Bangkok 10900,
Thailand

Tel. (66) 0 2579 1121-30 ext. 5219, 5225, 5217

Fax. (66) 0 2579 8592

E-mail : sumalee@tistr.or.th

THAILAND INSTITUTE OF SCIENTIFIC AND TECHNOLOGICAL RESEARCH (TISTR)

Request No. 21-64/0528

MTC No. EEL. BP. 17/0564

The reported expanded uncertainty is based upon a standard uncertainty multiplied by a coverage factor $k = 2$, providing a level of confidence of approximately 95%.

Nominal Output of Unit Under Test = 94 dB re 20 μ Pa at 1000 Hz

Acoustic Output in dB re 20 μ Pa, Corrected to Reference Conditions: 101.325 kPa, 23.0 °C and 50 %RH.

1. Sound Pressure Level

Standard Microphone Type	Measured Sound Pressure Level (dB)	Deviated value (dB)	Uncertainty (dB)	Tolerance limit IEC60942:2003 Class 1
1/2 inch Bruel&Kjaer 4180	93.96	-0.04	± 0.10	± 0.40 dB

2. Frequency

Standard Microphone Type	Measured Frequency (Hz)	Deviated value (Hz)	Uncertainty (Hz)	Tolerance limit IEC60942:2003 Class 1
1/2 inch Bruel&Kjaer 4180	999.9	-0.1	± 1.5	$\pm 1.0\%$

3. Total Distortion


Standard Microphone Type	Measured Total Distortion (%)	Uncertainty (%)	Tolerance limit IEC60942:2003 Class 1
1/2 inch Bruel&Kjaer 4180	1.26	± 0.50	$\pm 3.0\%$

Note : 1. No adjustment.

2. The calibrator pressure correction was not included.

3. The microphone volume correction was not included.

Calibrated by :


(Mr. Weerachai Deechaiyae)

Approved by :


(Mr. Prawate Kluaypa)
Acting Director

Electrical and Electronic Standards Laboratory
Industrial Metrology and Testing Service Centre

Date of Calibration : 15 May 2021

Date of Issue : 18 May 2021

Ref : 2011264050601894002

End of Certificate

2 / 2

The results relate only to the items tested/calibrated or value assigned.

Advertising the Report/Certificate and publicity of the results except in full are prohibited unless written permission is obtained from the governor of TISTR.

FM.BL.MTC.002 Rev.4

Head Office
35 Mu 3 Tambon Khlong Ha, Amphoe Khlong Luang,
Changwat Pathumthani 12120, Thailand
Tel. (66) 0 2577 9000
Fax. (66) 0 2577 9009
E-mail : rumpai@tistr.or.th Website:www.tistr.or.th

Office/Laboratory
Soi 1C, Bangpoo Industrial Estate, Sukhumvit Road,
Amphoe Muang, Changwat Samutprakan 10280, Thailand
Tel. (66) 0 2323 1672-80 ext. 115, 116
Fax. (66) 0 2323 9165
E-mail : mtc@tistr.or.th

Office
196 Phahonyothin Road, Chatuchak, Bangkok 10900,
Thailand
Tel. (66) 0 2579 1121-30 ext. 5219, 5225, 5217
Fax. (66) 0 2579 8592
E-mail : sumalee@tistr.or.th

THAILAND INSTITUTE OF SCIENTIFIC AND TECHNOLOGICAL RESEARCH (TISTR)

Request No. 21-65/0455

MTC No. EEL. BP. 41/0465

CALIBRATION CERTIFICATE

Submitted by : S.P.S. Consulting Service Co.,Ltd.

Address : 7 Soi Phaholyothin 24, Phaholyothin Road, Jompol, Chatuchak, Bangkok 10900.

Calibrated at : Electrical and Electronic Standards Laboratory, Industrial Metrology and Testing Service Centre.
: Soi 1C, Bangpoo Industrial Estate, Sukhumvit Rd., Muang, Samutprakan 10280.

Instrument Calibrated :

Description : Sound Calibrator

Manufacturer : ACO

Model : 2127

Serial No. : 130006

Ambient Environment

Temperature : $(23 \pm 3) ^\circ\text{C}$

Relative Humidity : $(50 \pm 15) \%$

Ambient Pressure : $(101.325 \pm 1.500) \text{ kPa}$

Standards used : 1. Digital Function Synthesizer NF Electronic DF-193A S/N 122037.

2. Measuring Amplifier Bruel&Kjaer 2636 S/N 1537484.

3. Programmable Attenuator Tamagawa TPA-303A S/N OF 2214.

4. Digital Multimeter Agilent 34401A S/N MY44005560.

5. Pressure Transmitter Vaisala PTB202AD S/N T0650001.

6. Audio Analyzer Keithley 2015-P S/N 4106495.

7. Condenser Microphone Bruel&Kjaer 4180 S/N 2889871.

Calibration Procedure: CP-102-04 based on IEC 60942-2003. The sound pressure level of instrument was measured by standard microphone using an insert voltage technique.

This instrument has been calibrated against standards maintained at Electrical and Electronic Standards Laboratory (EEL), which are traceable to the International System of Units through the National Institute of Metrology (Thailand).

The information on actual reading is attached herewith and the uncertainty limits quoted refer to the measured values only.

Date of Receipt : 22 Apr. 2022

Date of Calibration : 28 Apr. 2022

N. N. N.

The results relate only to the items tested/calibrated or value assigned.

Advertising the Report/Certificate and publicity of the results except in full are prohibited unless written permission is obtained from the governor of TISTR.

FM.BL.MTC.002 Rev.4

Head Office
35 Mu 3 Tambon Khlong Ha, Amphoe Khlong Luang,
Changwat Pathumthani 12120, Thailand
Tel. (66) 0 2577 9000
Fax. (66) 0 2577 9009
E-mail : rumpai@tistr.or.th Website:www.tistr.or.th

Office/Laboratory
Soi 1C, Bangpoo Industrial Estate, Sukhumvit Road,
Amphoe Muang, Changwat Samutprakan 10280, Thailand
Tel. (66) 0 2323 1672-80 ext. 115, 116
Fax. (66) 0 2323 9165
E-mail : mtc@tistr.or.th

Office
196 Phahonyothin Road, Chatuchak, Bangkok 10900,
Thailand
Tel. (66) 0 2579 1121-30 ext. 5219, 5225, 5217
Fax. (66) 0 2579 8592
E-mail : sumalee@tistr.or.th

THAILAND INSTITUTE OF SCIENTIFIC AND TECHNOLOGICAL RESEARCH (TISTR)

Request No. 21-65/0455

MTC No. EEL. BP. 41/0465

The reported expanded uncertainty is based upon a standard uncertainty multiplied by a coverage factor $k = 2$, providing a level of confidence of approximately 95%.

Nominal Output of Unit Under Test = 94 dB re 20 μ Pa at 1000 Hz

Acoustic Output in dB re 20 μ Pa, Corrected to Reference Conditions: 101.325 kPa, 23.0 °C and 50 %RH.

1. Sound Pressure Level

Standard Microphone Type	Measured Sound Pressure Level (dB)	Deviated value (dB)	Uncertainty (dB)	Tolerance limit IEC60942:2003 Class 1
1/2 inch Bruel&Kjaer 4180	93.93	-0.07	± 0.10	± 0.40 dB

2. Frequency


Standard Microphone Type	Measured Frequency (Hz)	Deviated value (Hz)	Uncertainty (Hz)	Tolerance limit IEC60942:2003 Class 1
1/2 inch Bruel&Kjaer 4180	999.9	-0.1	± 1.5	$\pm 1.0\%$


3. Total Distortion

Standard Microphone Type	Measured Total Distortion (%)	Uncertainty (%)	Tolerance limit IEC60942:2003 Class 1
1/2 inch Bruel&Kjaer 4180	1.44	± 0.50	$\pm 3.0\%$

- Note :
1. No adjustment.
 2. The calibrator pressure correction was not included.
 3. The microphone volume correction was not included.

Calibrated by :


(Mr. Nuttapong Niljrusvanit)


(Mr. Tawikiat Iamsamran)

Date of Calibration : 28 Apr. 2022

Date of Issue : 28 Apr. 2022

Approved by :


(Mr. Prawate Kluaypa)
Director

Electrical and Electronic Standards Laboratory
Industrial Metrology and Testing Service Centre

Ref : 2011265042601787001

2 / 2

End of Certificate

The results relate only to the items tested/calibrated or value assigned.

Advertising the Report/Certificate and publicity of the results except in full are prohibited unless written permission is obtained from the governor of TISTR.

FM.BL.MTC.002 Rev.4

Head Office
35 Mu 3 Tambon Khlong Ha, Amphoe Khlong Luang,
Changwat Pathumthani 12120, Thailand
Tel. (66) 0 2577 9000
Fax. (66) 0 2577 9009
E-mail : rumpai@tistr.or.th Website:www.tistr.or.th

Office/Laboratory
Soi 1C, Bangpoo Industrial Estate, Sukhumvit Road,
Amphoe Muang, Changwat Samutprakan 10280, Thailand
Tel. (66) 0 2323 1672-80 ext. 115, 116
Fax. (66) 0 2323 9165
E-mail : mtc@tistr.or.th

Office
196 Phahonyothin Road, Chatuchak, Bangkok 10900,
Thailand
Tel. (66) 0 2579 1121-30 ext. 5219, 5225, 5217
Fax. (66) 0 2579 8592
E-mail : sumalee@tistr.or.th